

# GARDEN ADVENTURE

HOLIDAY HOMEWORK  
PRE - NURSERY



# Hello Summer

Summer, Summer,  
I'm so glad you're here!

Summer, Summer,  
Let's give a cheer!

Dear Parents,

The vacations are the most appropriate time for the students to refresh and rejuvenate themselves. However, they can also practice a little of what they have already learnt to keep up with their performance at school. In the process, they enrich themselves as much as they can. During this Summer Vacation, parents need to put extra efforts to keep their children busy and engaged. Keeping this in mind, a special **FUN FILLED SUMMER HOLIDAY'S HOMEWORK** has been designed to make them joyful, content and confident children.



ENGAGE YOUR CHILD IN FOLLOWING

# Activities

- **Watering Plants:** Encourage your children to water the plants regularly.
- **Nature walks:** Take the children on short nature walks around the garden or nearby green spaces.
- **Garden Art:** Provide materials like colored chalk, paint, or crayons, and let the children create garden-themed art outdoors, and share the pictures with the class teacher.
- **Storytime in the Garden:** Set up a cozy outdoor reading corner with bedsheets or cushions and read garden-themed books to the children.



# Language Skills

**1) Encourage your child to learn his/her (in English and a sentence form):**

- Father's Name
- Mother's Name
- Class Teacher's Name
- Class and Section
- School Name
- Address

**2) Make it a habit to narrate a story to your child regularly.**

**3) Help your ward to learn and sing the rhymes done in the class so far. A few rhymes have been shared here for reference.**

- Old McDonald
- Rabbit Rabbit 1, 2, 3
- I am special
- If you are happy
- Baby shark

**\*Prepare a video of your ward while working on each of the above skills mentioned and share them with the class teacher.**





# GOOD MANNERS

Good manners are lifelong assets and they should be practiced until they become habits. Kindly help your ward to use the 4 magical words: "Please, Sorry, Thank You and Excuse Me" in their daily life

## LAST BUT NOT THE LEAST WRITING SKILLS

Tracing and coloring worksheets will be shared.  
Kindly help your ward to do these in order to improve their pre-writing skill

## FUN LEARNING TIME

Help your child to prepare the following crafts :

1. Colorful Shape crafts (Hanging)
2. MAKE the children plant seeds in small pots or trays filled with soil. Choose seeds that germinate quickly like beans or sunflowers, so they can see the progress within a short time. And bring it back when the school commends.





Happy  
*Father's*  
Day

*Help your child make a beautiful card with the help of real leaves and flower petals for Father's Day (16th June). Click 2 beautiful pictures while celebrating this day. Paste them in the scrapbook to cherish the moments forever.*







# WORKSHEETS

WE ARE READY TO LEARN



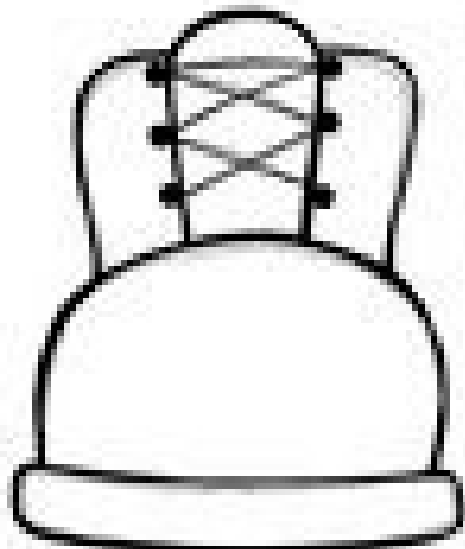
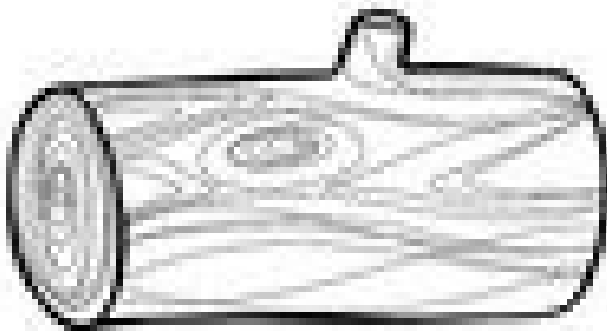

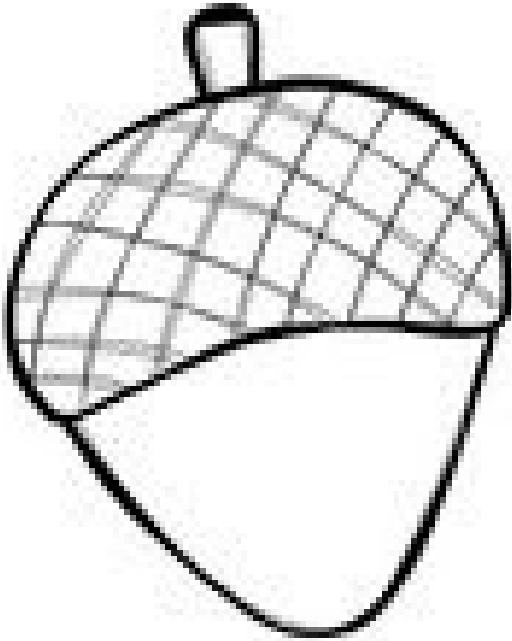
# COLOUR ME

## GREEN



# COLOUR ME

## BROWN

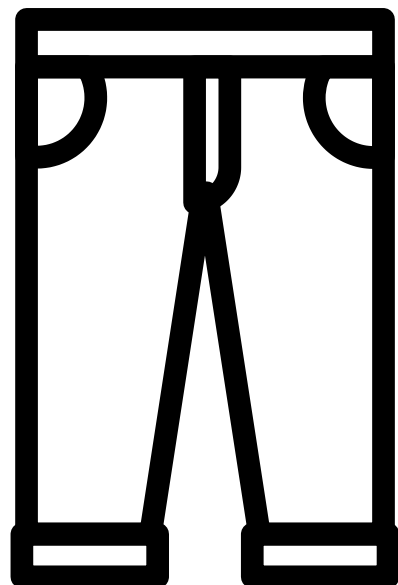









# COLOUR ME





## BLUE







# COLOUR ME

## YELLOW



# COLOUR ME

**RED**






# Aster


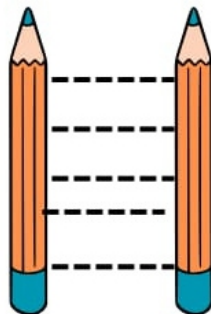
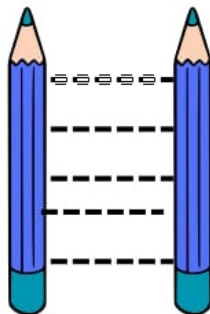

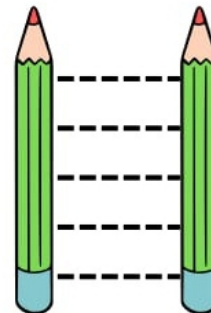



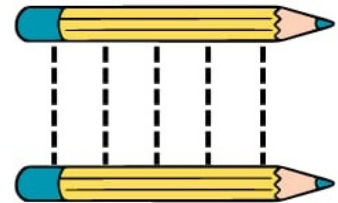
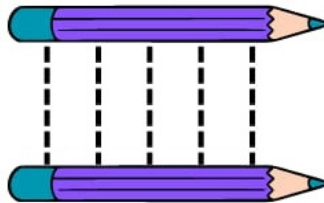
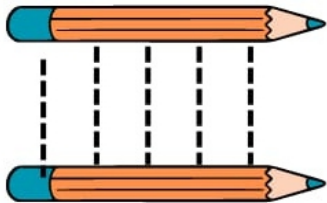
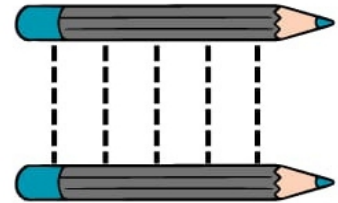
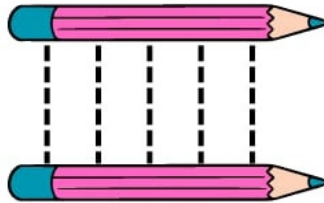
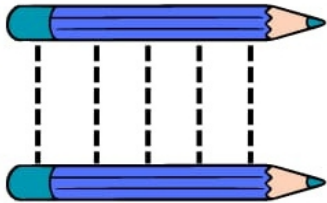
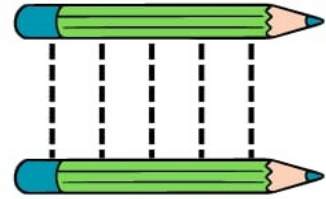
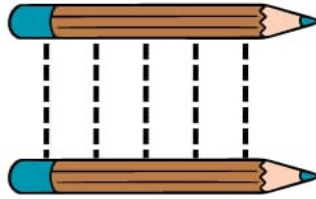
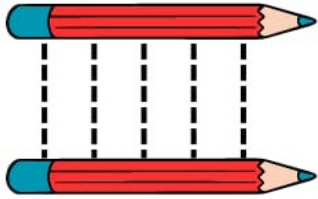
Public School

Explore | Expand | Excel

HS-1 & HS-4, Sect-3, Noida Ext.



## Trace Standing & Sleeping Lines





# Trace Sleeping Lines







# Aster

Public School

Explore | Expand | Excel

HS-1 & HS-4, Sect-3, Noida Ext.



## Trace Standing Lines






# Aster

Public School

Explore | Expand | Excel

HS-1 & HS-4, Sect-3, Noida Ext.

Color the picture




Lion



Lamp



Leaf



Trace the letter




# Aster

Public School

Explore | Expand | Excel

HS-1 & HS-4, Sect-3, Noida Ext.

Color the picture




Tree




Tiger



Tortoise



Trace the letter

**Big**



# Big or Small?

**Small**



Check the one in each pair that is **big**.

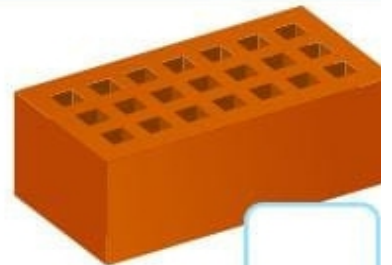
Check the one in each pair that is **small**.























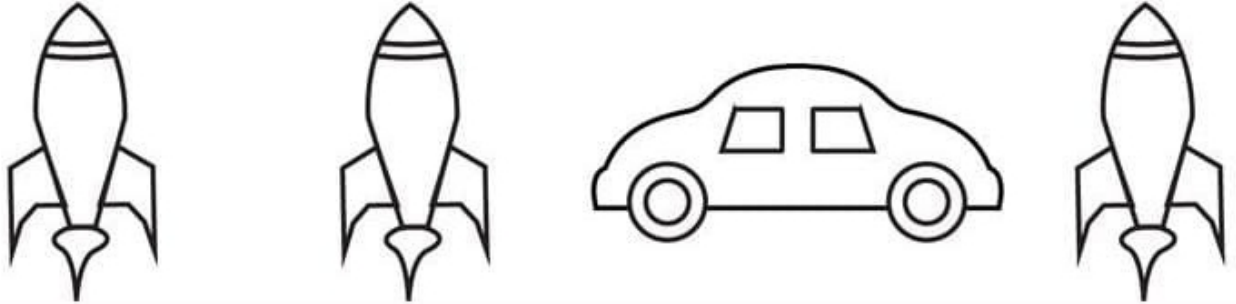


Draw a line to connect each picture with its other half.





Circle the picture that is different.



# REFERENCE

## FOR SHAPES CRAFTS

