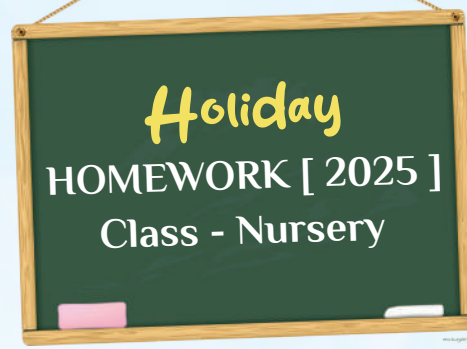


This year, the theme of the holiday homework is "Summer Carnival," where students will dive into a world of colour, creativity, and curiosity. Through vibrant carnival-inspired activities, children will explore the joy of learning in a festive atmosphere filled with games, art, music, and storytelling. This fun-filled educational journey will not only keep them engaged but also help develop important skills like creativity, observation, and imagination — all while celebrating the spirit of summer!





Summer Holiday Fun to Build Motor Skills!

Dear Parents,
To help your child grow stronger and smarter, please encourage them to do these fun activities during the summer holidays.



Gross Motor Skills! [Big Body Movements]

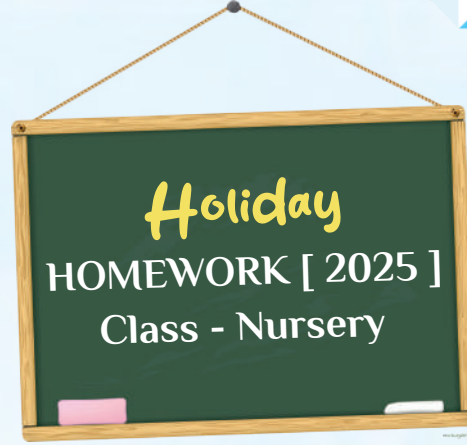
Let your child:
!Run, jump, and hop daily
!Climb stairs with support
!Dance to music
!Kick and throw a big ball
!Ride a tricycle or use push toys



Fine Motor Skills [Small Hand Movements]

Let your child:
!Colour pictures with crayons
!Tear and paste paper
!Play with clay or dough
!Thread big beads
!Turn the pages of books
!Pick and sort small objects





Building Life Skills

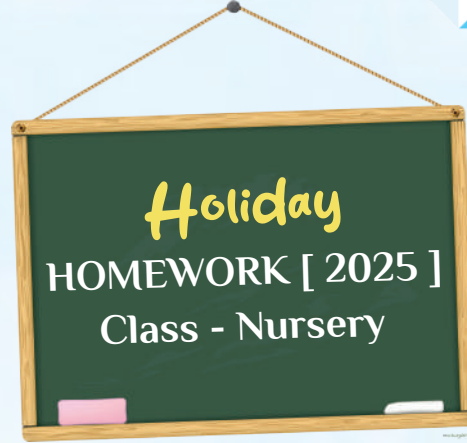
- ! Learn to walk, run and jump.
- ! Learn to eat food by yourself.
- ! Opening and closing of the lunchbox.
- ! Washing hands before and after meals.
- ! Learn buttoning and unbuttoning.
- ! Memorise emergency numbers.
- ! Learn to hang school bags.



Learning Beyond Books

- ! Learn to listen to your elders.
- ! Learn to greet your elders with a smile.
- ! Use magical words- PLEASE, SORRY, THANK YOU, EXCUSE ME.
- ! Learn to help others.
- ! Learn to accept your mistakes.
- ! Share things with your friends. Learn to throw waste in the dustbin.

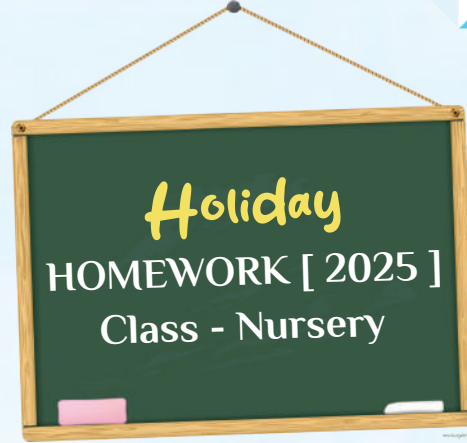




Sensory Play

- Popcorn Sensory Bin: Fill a tub with popcorn kernels or cotton balls, hide small toys inside, and let the child explore and find them.





ENGLISH

Picture Talk: Paste a carnival picture (with balloons, rides, clowns). Encourage your child to name what they see: "This is a balloon. That is a clown."

Letter Fun: Trace letters A, B, C, D, E, F, G, H and I (for Acrobat, Carnival, Balloon, Drum, Elephant, Fun, Game, Hat and Ice cream). Decorate with stickers or glitter and paste them on an A4-sized sheet.

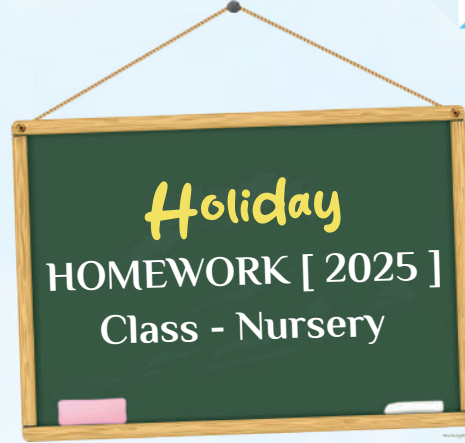
Rhyme Time: Recite carnival-themed rhymes like:

- ❖ "Round and round the merry-go-round"
- ❖ "I'm a little clown so small and funny..."




















Written Practice Work:-

Page no. 12,13,19, and 21 in Happy Learning Book.

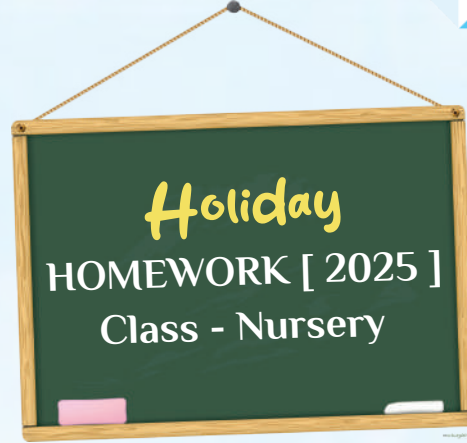




Q1 . Circle the picture that doesn't belong to the given sound .



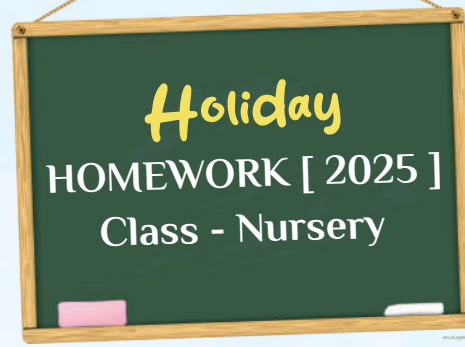


Q 2 Write Aa to Hh.

Q 3 Circle the correct small letter .

A	h	a	b
B	p	b	d
C	k	d	c
D	m	d	b
E	e	l	j
F	h	f	p
G	i	g	q
H	r	k	h





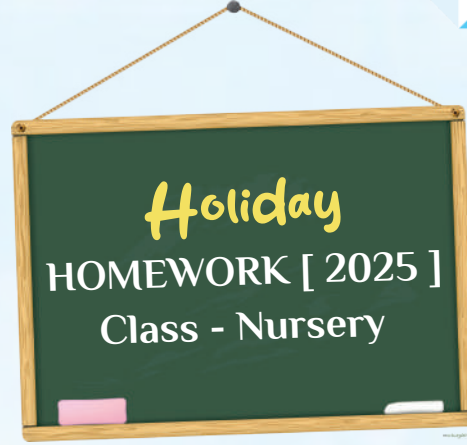
MATHS



**Q1. Cotton Candy, Balloons,
Ferris Wheels, Popcorn,
Clowns, Tickets, Stuffed
animals, Carnival Tents, Ice
Cream Cones**

**COUNT AND WRITE THE ABOVE
MENTIONED OBJECTS IN A4-SIZE SHEET**



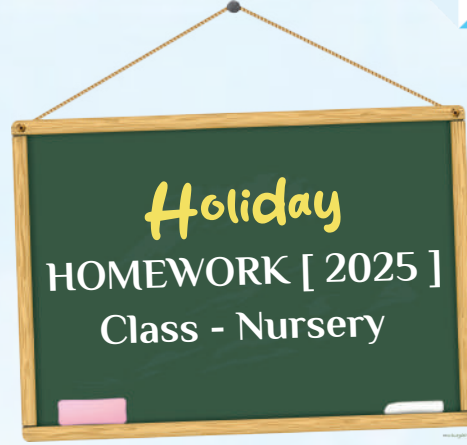


**Q2. Shape Hunt: Cut and paste
carnival items using shapes:**



- Circle - Ferris Wheel
- Triangle - Tent
- Rectangle - Ticket Booth

**PASTE THE PICTURES ON A4-
SIZE SHEET**







Donut Number Pom Pom Activity (Roll No 1 – 10)



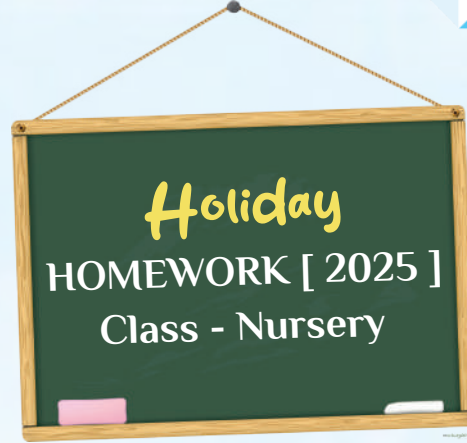
Make a doughnut using cardboard/ paper, and a colour key card. Write the numbers from 1 to 6 randomly in the doughnut. Grab a dice and shuffle it. Place the pom-pom balls according to the number rolled.

Coloured Ice Cream Stick Activity (Roll No 11 – 20)



Make different coloured Ice creams with black dots from 1-6 and write numbers from 1-6 on the ice cream sticks. The kids will place the ice-cream sticks after counting the dots on the ice cream.





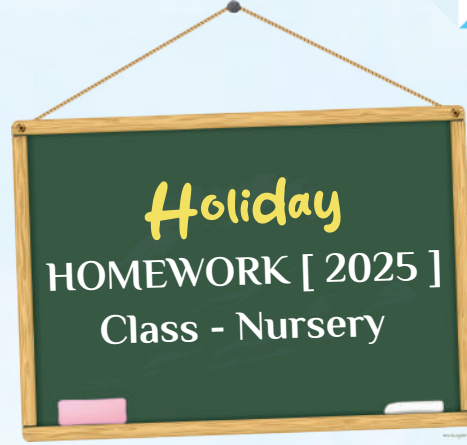
COLOUR THE PICTURE



PPA Worksheet Pages

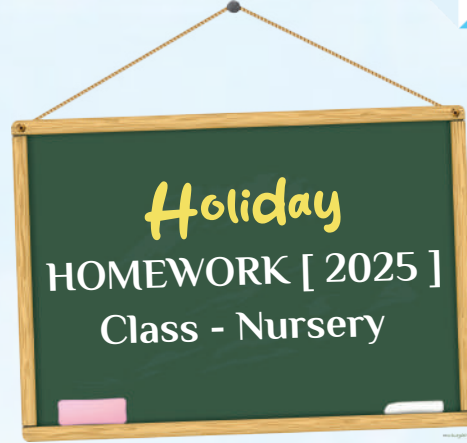
1. Complete pages 100, 101, 102, 103, 104 and 106 from the worksheet book.
2. Complete Pg No. 13, 14 and 15 from the Happy Learning Series Book.
3. The Maths Practice worksheet is attached to this file.






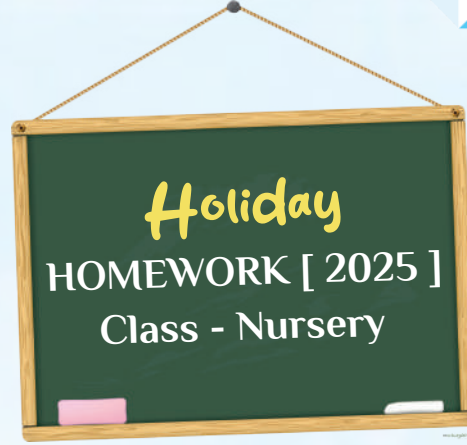
Q.1 Count and circle the correct numbers





Q2. Colour the butterfly according to the colour code given.





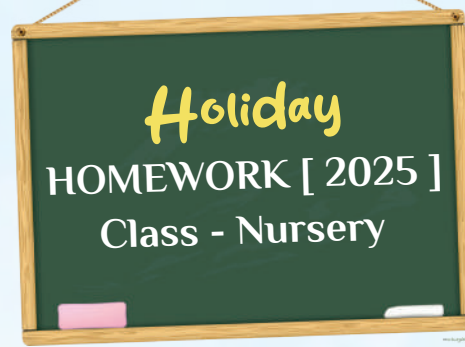
EVS

! **Good Habits at a Carnival:**
Paste or draw pictures of good habits, like:


- Holding parents' hands
- Throwing trash in the bin
- Standing in a queue

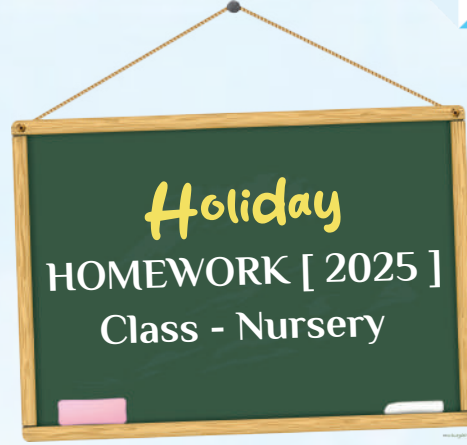
! **Dress Up Fun:** Dress up as a clown or a character from a carnival. Take a photo and paste it on the A4-sized sheet and decorate it.

























Circle the pictures that are safe to touch.

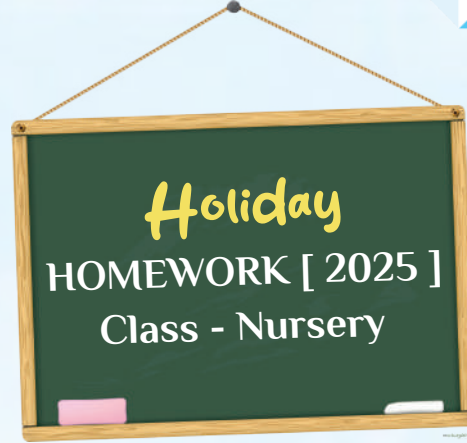




The Five Senses.

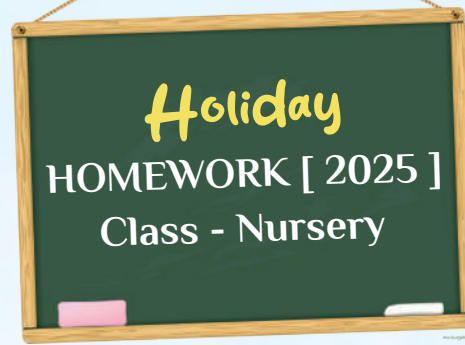




ART

• **DIY Carnival Mask:** Make a simple mask with your imagination using a paper plate, add eyes, and decorate with crayons, glitter, and ribbon.





SUMMER
HOLIDAY

