

### **THEME: BECOMING A NATURE DETECTIVE**

"Holidays are not only meant for relaxation and fun but also for self-improvement and growth. Embrace the opportunity of holiday homework to ignite your curiosity, expand your knowledge, and unlock your potential."

Summer vacation is a time when students can ease and enjoy. It is a time to catch up, spend time with family, friends and range over new hobbies. Even seemingly small efforts, particularly those made by young individuals or those with limited resources, can lead to significant and meaningful outcomes. It emphasizes that influence and change are not solely determined by physical strength or age, but by intention, action, and commitment. Keeping this in mind, we have designed various exciting activities based on our theme ' BECOMING A NATURE DETECTIVE ' to keep the students engaged and active during the summer vacation.

These fun projects/ assignments would enhance learning skills and help understand concepts better. These activities will not only help the students to revise what was taught, but will also enrich their knowledge. It will retain knowledge and keep their brains engaged. If they venture into it with the right approach and excitement, it will be a great learning opportunity. The time is right to nurture and grow non-intellectual abilities in growing, soft minds.



Dear learners, just for you, we have this "Summer Holiday Homework." It will undoubtedly shape you for a more prosperous and successful year. Prepare yourself for an exciting adventure loaded with excitement.

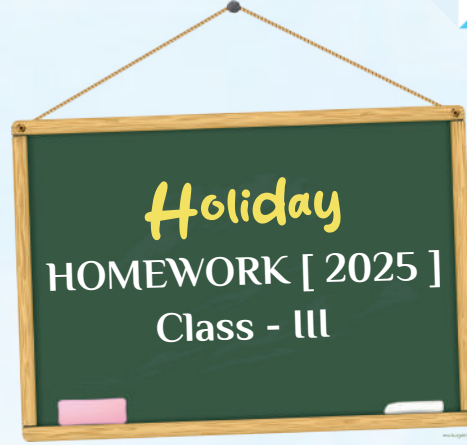
#### **A few pointers to help you make the most of your extended summer vacation.**

- Aim to complete the holiday assignments entirely on your own with as little help as possible.
- Finish any unfinished worksheets, notebooks, or book work that you may have.
- The holiday homework is to be done with neat and tidy handwriting.
- The holiday homework must be submitted on 1<sup>st</sup> July.

#### **Do's**

- Make an early bedtime and morning ritual. Stretch, meditate, or simply take a little stroll.
- Eat a nutritious diet with plenty of water. Include citrus fruits like orange, lemon and grapefruit.
- Play board games with your parents and siblings and spend some quality time with an elderly person in the family.
- Start learning a new skill like painting, dance, music, public speaking or anything that you are passionate about.





- Make sure to be consistent with the holidays' homework. Avoid completing it for the last day!

#### **Don'ts**

- Do not waste all your time to play video games or mobile games.
- Avoid going outside while the sun is at its brightest. Try engaging in some fun indoor activities.
- Avoid sleeping in excess or allowing boredom to rule your life. Keep yourself busy while on vacation.


Summer vacations can be considered spent well only if kids are able to strike a balance between enjoyment and learning. Summer breaks shouldn't be viewed as a time off from education. In reality, studying under the appearance of enjoyment and amusement is what makes vacations so essential.

**Have a wonderful summer vacation!**

### **English**

**Dear Young Explorers,**

**Vacation is the time for fun and relaxation, but learning never stops! This holiday homework is filled with joyful tasks that will spark your imagination and help you stay connected with what you've learned.**



Welcome to your English holiday adventure! This summer, let's dive into the magical world of words, stories, and imagination. The activities in this homework are designed to make learning fun and help you become even more confident in reading, writing, and expressing yourself.

**Theme: \*Becoming a Nature Detective\***

**Objective: Observe, explore, and express your experiences with nature using English skills.**

#### **1. \*Nature Journal\* (5 Days Task, use A4 size ruled sheets)**

Keep a Nature Journal for 5 days. Each day, write 4–5 sentences about what you see around you.

Use your senses – what you see, hear, smell, or feel.

Example:

Today I saw a butterfly with orange and black wings. It was sitting on a pink flower. I could hear birds chirping. The breeze was soft and cool.

#### **2. \*Nature Detective Poem\***

Write a short 4-line poem on A4 size ruled sheet about something in nature (tree, animal, flower, rain, etc.).

Try to rhyme if you can!

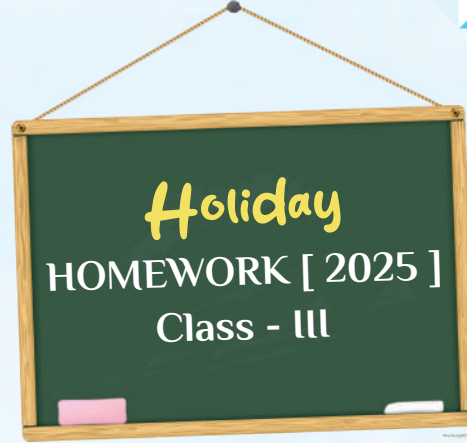
Example:

The green tree stands so tall and wide,

With birds and squirrels that run and hide.

Its leaves dance gently in the breeze,





A home to life and buzzing bees.

### 3. \*Nature Detective Comic Strip\*

#### Draw the Comic Strip\*

Make a comic strip on a plain A4 sheet /scrap book by dividing it into \*4-6 boxes\*

For example:-



**4. \*CLOSE READING PASSAGES:\*** - There are few close reading passages given in your SMILE Coursebook. You have to read the 2nd and 3rd passages from the Coursebook and then answer the questions based on them in the SMILE Workbook.

The second passage '**The Ant and the Grasshopper**' is given on page 49 in the Coursebook and the questions based on it are on pages 32 - 33 in the Workbook.

The third passage '**The Blind People and the Elephant**' is given on page 66 in the Coursebook and the questions based on it are on pages 48 - 49 in the Workbook.

## हिन्दी

प्रकृति जासूस बनना.

### 1. मैं प्रकृति हूँ - एक कल्पना लेखन:

कार्य: "अगर तुम पेड़ होते, तो क्या सोचते? मैं एक पेड़ हूँ ... से शुरू करके 5 पंक्तियाँ अपने स्कैप फाइल में लिखिए। (रचनात्मक लेखन के लिए प्रेरित करना)

### 2.. प्रकृति की डायरी (Nature Diary)

कार्य: छुट्टियों के दौरान एक सप्ताह तक प्रतिदिन किसी एक प्राकृतिक वस्तु (पेड़, फूल, पक्षी, कीट, बादल आदि) का अवलोकन करें और उस पर 5-6 पंक्तियाँ स्कैप फाइल में लिखें।

उद्देश्य: वर्णन कौशल व प्रकृति के प्रति संवेदनशीलता बढ़ाना।

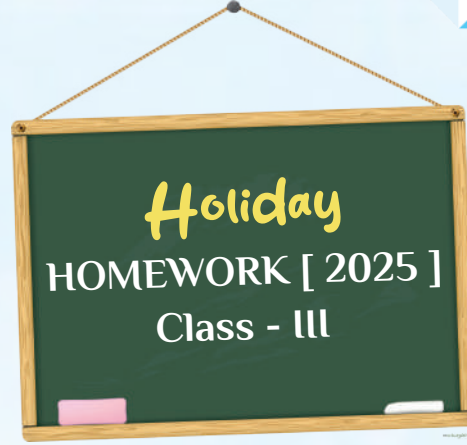
उदाहरण:-

दिनांक: 20 मई 2025

विषय: गुलमोहर का पेड़







लिखावट: आज मैंने अपने घर के पास गुलमोहर के पेड़ को देखा। उसके लाल-लाल फूल बहुत सुंदर लग रहे थे। उसके नीचे कई पक्षी बैठे थे। उसकी छाँव बहुत ठंडी और सुकून देने वाली थी। मुझे पेड़ बहुत अच्छे लगते हैं।

### 3. पुराने अखबार से थैला बनाना ( paper bag making)

कार्य: पुराने अखबार की सहायता से एक अच्छा सा उपयोगी थैला बनाएँ। उसे सजाने के लिए घर में पड़ी बेकार चीजों या सूखी पत्तियों और फूलों का इस्तेमाल करें। पर्यावरण संरक्षण में इसका योगदान कक्षा में छुट्टियों के बाद बताएँ।

टिप: रंगीन पेंसिल या चित्रों का उपयोग भी कर सकते हैं।



## MATHS

**Geometry as Becoming a Nature Detective**. The goal is to make students explore basic geometric shapes in the natural world through activity-based learning. These activities blend observation, creativity, basic math, and environmental awareness—perfect for a fun, low-pressure, and educational holiday assignment!

### ACTIVITY 1

#### SHAPE HUNT IN NATURE

Go on a nature walk (in your garden, park, or neighborhood).

Task: Find and draw.

3 circles (e.g., flower center, snail shell)

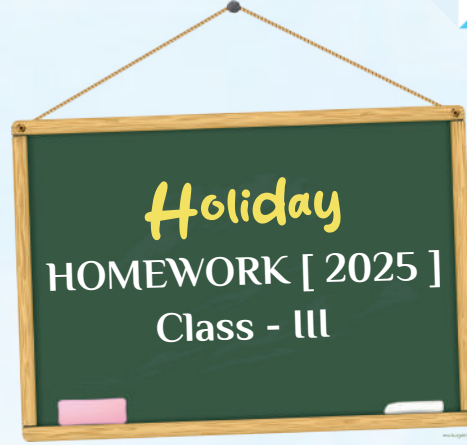
3 triangles (e.g., leaves, rock shapes)

3 rectangles/squares (e.g., tree bark, twigs arranged)

Paste pictures/drawings in a A4 sheet with labels.

**Note:- Sample image is given below.**





OR

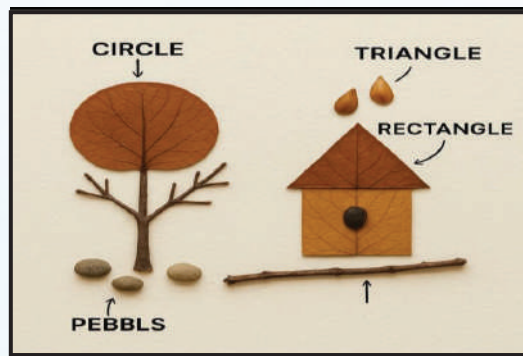
### NATURE COLLAGE WITH 2D SHAPES

Use dried leaves, twigs, seeds, pebbles.

Task: Create a scene (like a tree, house, or animal) using basic 2D shapes (circle, triangle, rectangle).

Label the shapes used in a coloured A3 sheet paper.

**Note:- Sample image is given below.**



### ACTIVITY 2-

#### ANIMAL SHAPE MATCH

Observe animals/insects (real or in pictures).

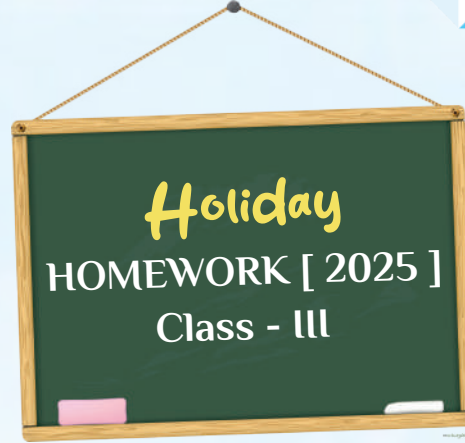
Task: Identify and draw animals using basic shapes.

Create a chart in A4 sheet paper: Animal | Shape(s) | Where I Saw It

**Note:- Sample image is given below.**

ANIMAL	SHAPES	WHERE I SAW IT
TURTLE	OVAL ( shell)	In a book or zoo
BEE	CYLINDER ( body ) OVAL ( wings )	In a garden





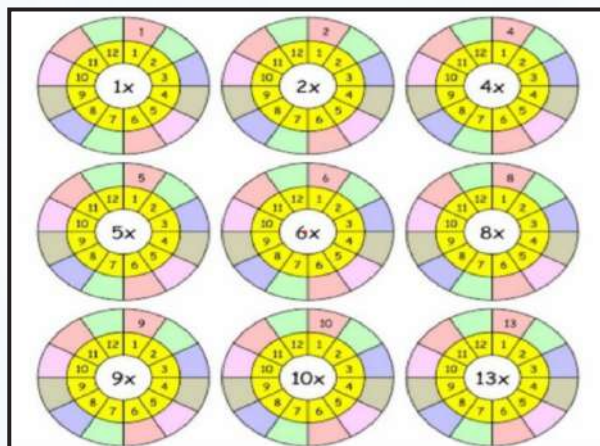
### ACTIVITY -3

#### WHEEL OF MULTIPLICATION

It's time to test how good you are with yours tables. Multiply the numbers by the centre number. Make and learn a **WHEEL OF MULTIPLICATION** for the following given numbers.

9, 8, 13, 15, 14, 12 in any coloured A4 sheet paper.

**Note:- Sample image is given below.**



### EVS

#### **Theme - Becoming a Nature Detective**

Imagine stepping into the shoes of a detective, but instead of solving crimes, you're uncovering the secrets of the natural world. As a nature detective, you'll observe, investigate, and learn about the fascinating world around you. From identifying plants and animals to tracking their habitats and behaviors, every discovery is a thrilling adventure. By developing your observation skills, patience, and curiosity, you'll become a skilled nature detective, uncovering the wonders of the natural world and contributing to its conservation. So, grab your magnifying glass and start exploring – the great outdoors is full of mysteries waiting to be solved!

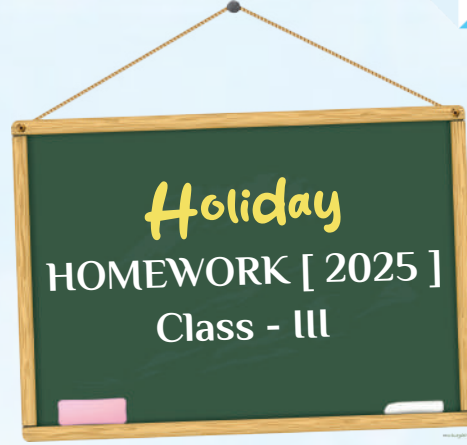
Holiday Homework." It will undoubtedly shape you for a more prosperous and successful year. Prepare yourself for an exciting adventure loaded with excitement.

#### **1. Giving life to a new plant.**

Aim – One plant for our mother Earth .







Procedure- Sow few seeds of tomato or chillies in a pot containing sil and coco peat. Watch its growth after every 10 days and take a picture on every 10th day.

Writing work - Paste it in a A3 size coloured paper mentioning date.

Objective - 1. To learn about plant growth: Understand how plants grow and develop.

2. To understand the importance of nutrition: Learn how plants provide us with nutritious food.

3. To develop responsibility: Take care of plants and understand the value of nurturing living things.

4. To observe and record changes: Track the growth and changes in plants over time.

5. To appreciate nature: Develop a love for nature and understand the role of plants in our ecosystem.

## 2. Visit to a nursery.

Aim - Detect and learn about importance of plants.



Procedure - Visit a nursery and find out different varieties of Tulsi plant and write the information about it in a A4 size paper in the following given way.

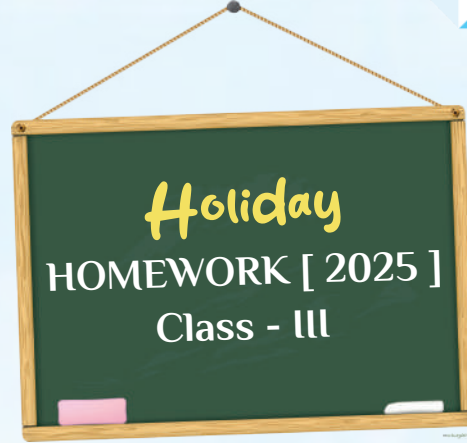
### Writing work-

- Tulsi plant photo
- No. of varieties found (Surveyed) -
- type of root -
- type of stem (herb/shrub)-
- two medicinal uses -

### Objective-

- To learn about Tulsi plant: Understand its significance, uses, and benefits.
- To understand plant care: Learn how to plant, water, and care for Tulsi.





3. To develop observation skills: Observe different plants and their characteristics.
  4. To appreciate nature: Develop a love for plants and understand their importance.
  5. To learn about medicinal plants: Understand the medicinal properties of Tulsi and its uses.
- This visit can help students develop curiosity, observation skills, and appreciation for nature!

### 3. Bird watching and Animal nurturing

Aim- Giving a helping hand to the birds and animals.

Procedure –


[A] Hang a mud pot in your balcony and fill water in it every day for birds. Observe and record the different types of birds you see in your area.



Note their characteristics such as:

- Plumage or colours
- Beak shapes and their feets

[B] Keep a mud pot for animals and keep it outside your home/society.



Writing work- Prepare a journal and write about how did you feel while doing kind work for the birds and animals.

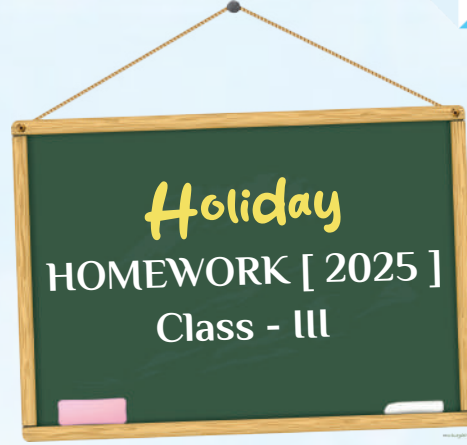
**Objectives –**

1. To understand the importance of kindness: Learn why treating animals with kindness and respect is crucial.
2. To develop empathy: Understand and share the feelings of animals, recognizing their needs and emotions.
3. To learn about animal care: Discover basic needs of animals, such as food, shelter, and water.
4. To promote conservation: Understand the role humans play in protecting animals and their habitats.
5. To take action: Participate in simple activities that help animals, such as making bird feeders or planting trees.

**"Taking care of our planet is everyone's responsibility, and we should always be committed for doing our part."**







## COMPUTER

Use MS Paint to make a colourful digital poster on the topic ***“Becoming a Nature Detective”*** Show different types of pollution or harmful actions like cutting trees, and also add positive actions like recycling or planting. Use shapes, lines, text, and colours to make it attractive. Save and submit your drawing by 30th June. This will help you to understand how human activities such as pollution, urban development, and deforestation impact the environment, and to use computer tools to research and present your findings.

### 1. Theme:

Your poster should visually represent:

- Types of pollution (air, water, land)
- Effects of urban development and deforestation
- Impact on nature (animals, forests, oceans)
- Simple solutions (recycling, planting trees, using less plastic)

### 2. Design Guidelines:

- **Drawings/Sketches** (trees, smoke, animals, factories, rivers, etc.)
- **Short Labels or Slogans** (e.g., “Save Trees, Save Life”)
- Use **text tool** to write headings or key messages
- Use **different colours** to show good vs. bad actions (green for nature, grey/black for pollution)

### 3. What to Include:

- A title at the top (e.g., “Save Our Planet!”)
- At least **3 harmful human actions** shown
- At least **2 solutions** shown
- Your **name and class** written clearly in a corner

### 4. Submission:


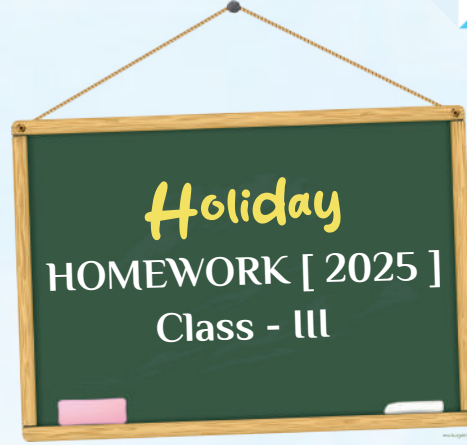
- Save your file as: YourName\_Class\_EnvironmentPoster.png
- Submit a soft copy of your drawing to your subject teacher.

## ART AND CRAFT

### 1.

- \* Make a design on Ice cream stick which can be pasted on cardboard size 12 x 16 Inches using acrylic colours.
- \* You can use your creative liberty to make it more attractive.





**2.** Prepare a craft work as shown in picture with the material listed

- \* Cardboard of size 12x16 inches
- \* Twigs
- \* Dry Leaves and Flowers
- \* Fevicol

You can use creativity to prepare it as 3d or 2d craftwork.

